

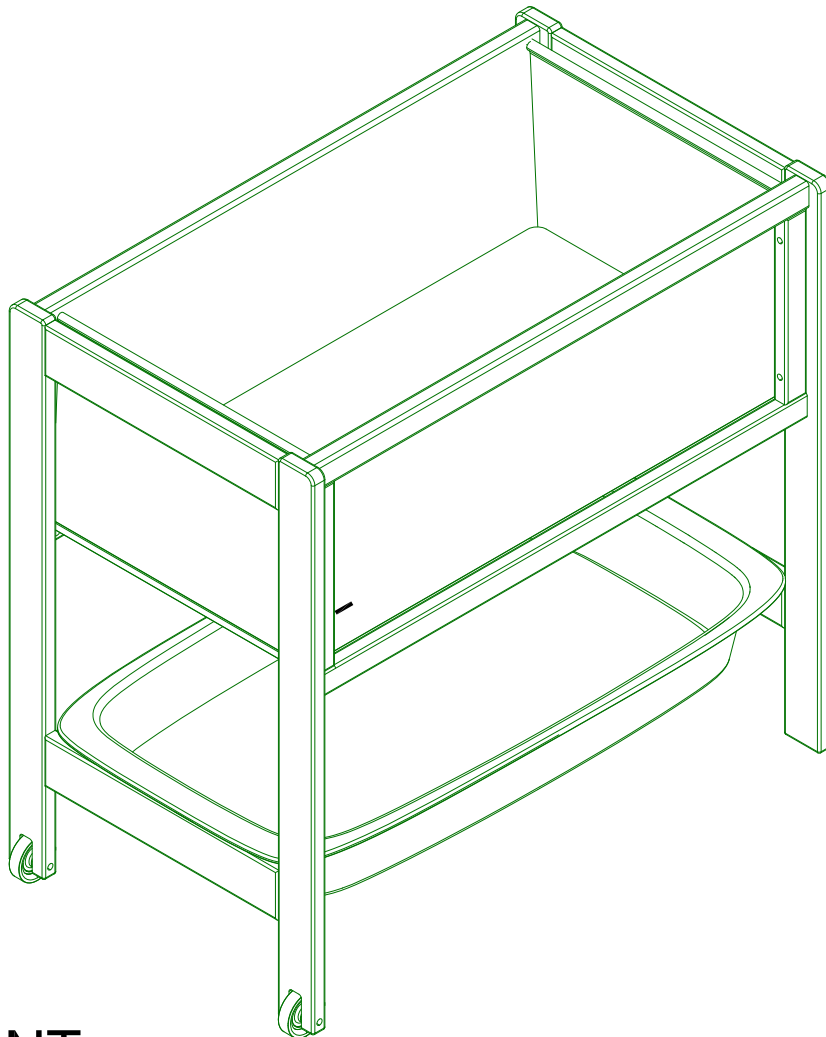
Boori

Tidy



Bassinet Plus

泰迪移动睡篮/テディバシネット



**IMPORTANT:
PLEASE READ THE INSTRUCTIONS CAREFULLY
AND KEEP FOR FUTURE REFERENCE**

重要：请仔细阅读此说明书，并妥善保管以便日后参考。
本製品の組み立て説明書を大切に保管してください。

B-TIBAS

Boori Australia Pty Ltd
18-20 Charles Street
St. Marys Sydney NSW
2760 Australia
Tel: + 61 2 9833 3769
Fax: + 61 2 9673 4240
www.boori.com.au

Boori (Europe) Ltd
Unit 1 Riverside House,
Mill Lane, Newbury,
Berkshire, RG 14 5QS UK
Tel: + 44 016 3529 5670
Fax: + 44 016 3587 7552
www.boori.co.uk

Halim & Boori Company
10F. Halim INT'L B/D, #1674-4,
Seocho-Dong, Seocho-Gu,
Seoul, Korea
Tel: + 82 2598 1470
Fax: + 82 2583 8885
E-mail : ted@boori.co.kr
Postal code: 137-725.

ブーリジャパン株式会社
〒141-0031
東京都品川区西五反田
7-22-17 TOCビル5F
TEL:03-6420-0024
EMAIL:info@boori.co.jp
HP:www.boori.jp

上海薇奈莎商贸有限公司
上海市青浦区徐泾镇华徐公路577号
VEG微格创意园A8-10室
邮编: 201702
电话: + 86 21 5296 6600
传真: + 86 21 5296 6636
网址: www.boori.com.cn

Tidy Bassinet Plus (B-TIBAS)

Dimensions (External/外径) : 842*495*800mm

产品规格 (Internal / 内径) : 800*416*795mm

Main Materials: Australian Araucaria

主要材质: 澳洲南洋杉 アロカリア

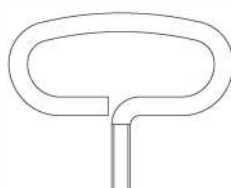
Hardware / 五金单 / 金具

A x 1



M4*65*25mm

B x 1



M4*50*43mm

C x 8



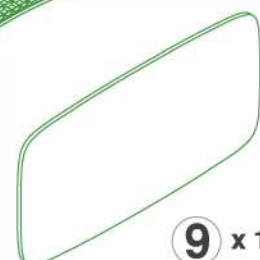
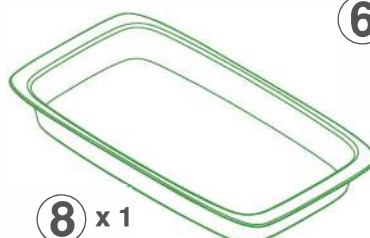
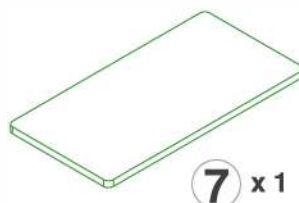
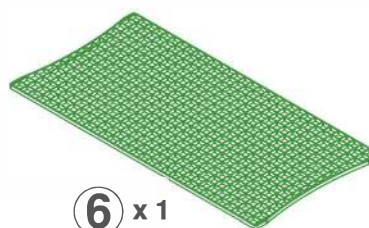
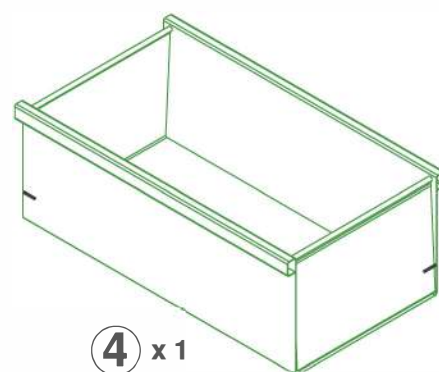
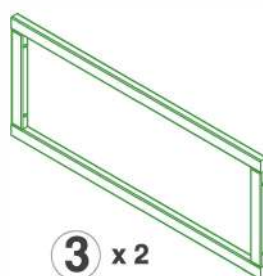
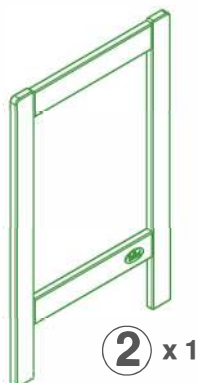
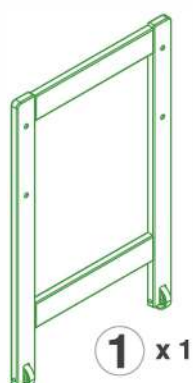
M6*47mm

Parts List / 部件清单

Note: Use only spare parts approved by the manufacturer.

注意: 仅限使用制造商提供的产品零配件及五金。

付属以外の金具を使わないでください。

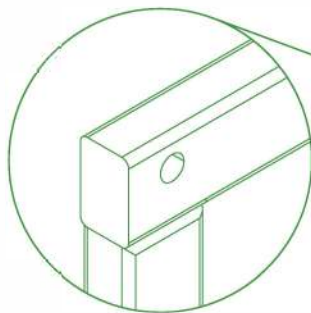


1

Do not tighten the bolts for now.

螺丝暂时不要完全锁紧。

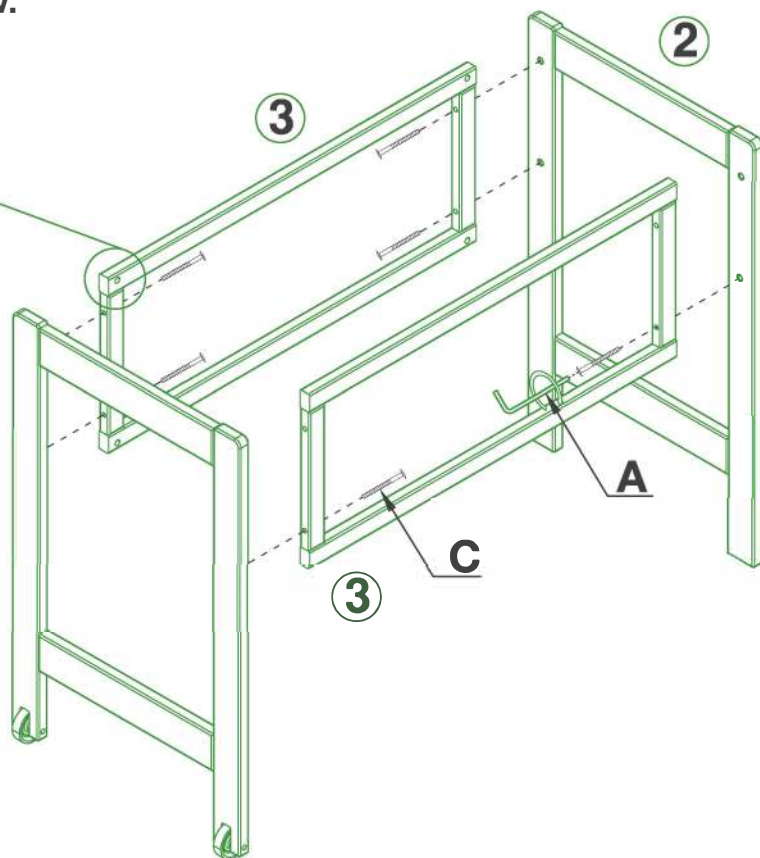
仮止めにしてください。



1

3

2



Ensure this hole faces inwards.

确保此孔面朝内。

向きに気を付けてください。



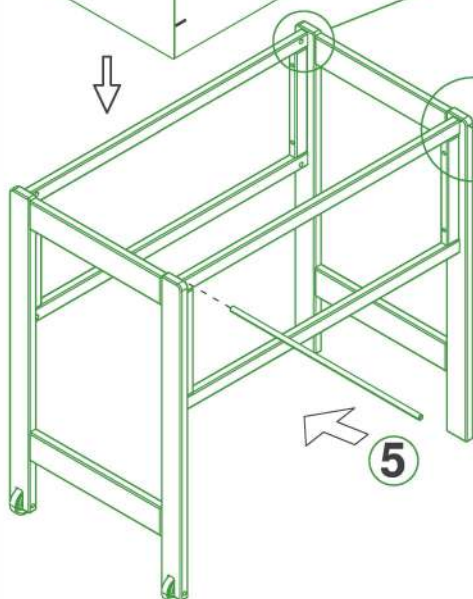
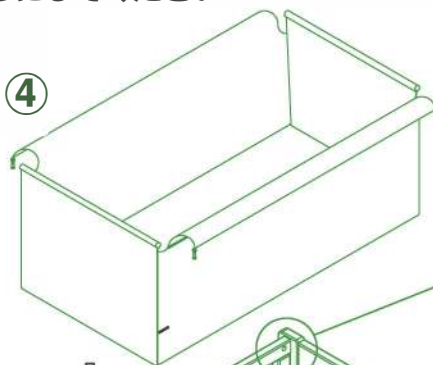
Cx6

2

Do not tighten the bolts for now.

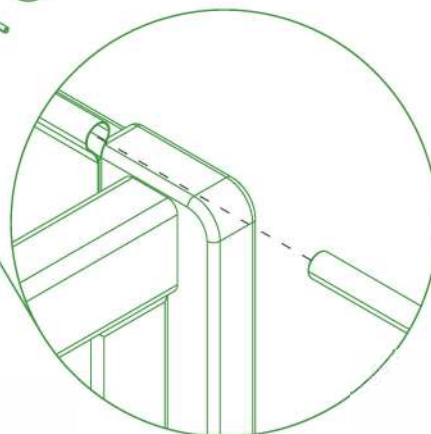
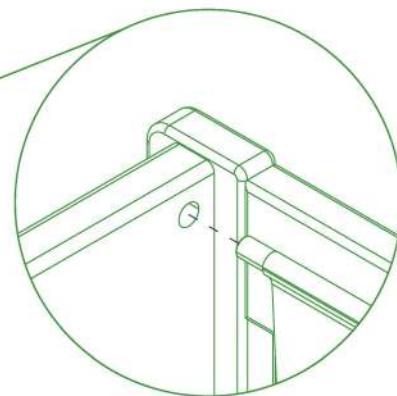
螺丝暂时不要完全锁紧。

仮止めにしてください。



5

5

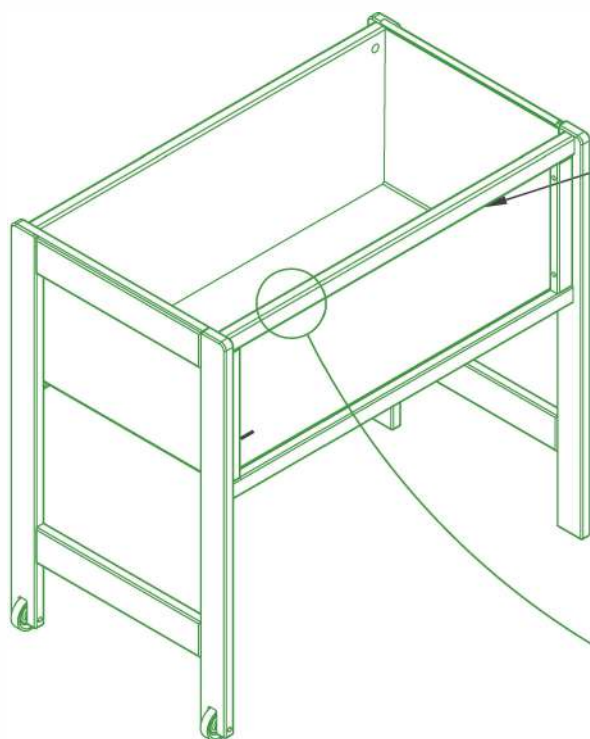


3

Do not tighten the bolts for now.

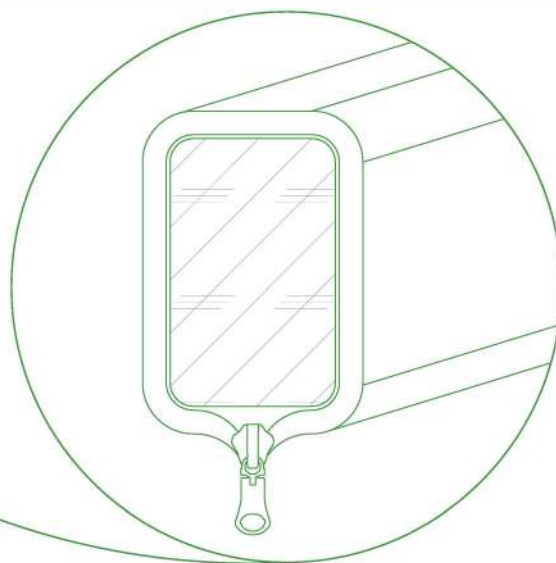
螺丝暂时不要完全锁紧。

仮止めにしてください。



Secure the top of the sleeping net to the top of the frame by wrapping it around and then zipping it up

两侧面用拉链把网兜边拉拢、连接。

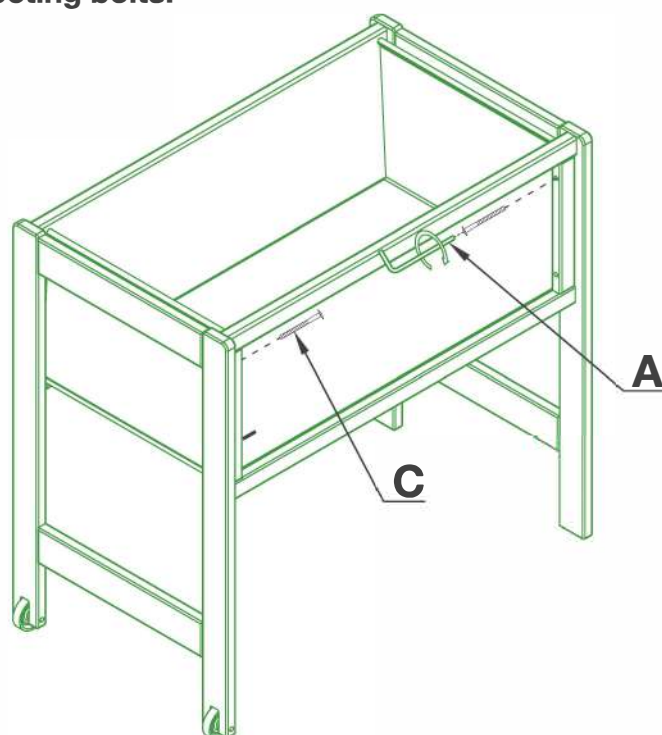


4

Tighten all the connecting bolts.

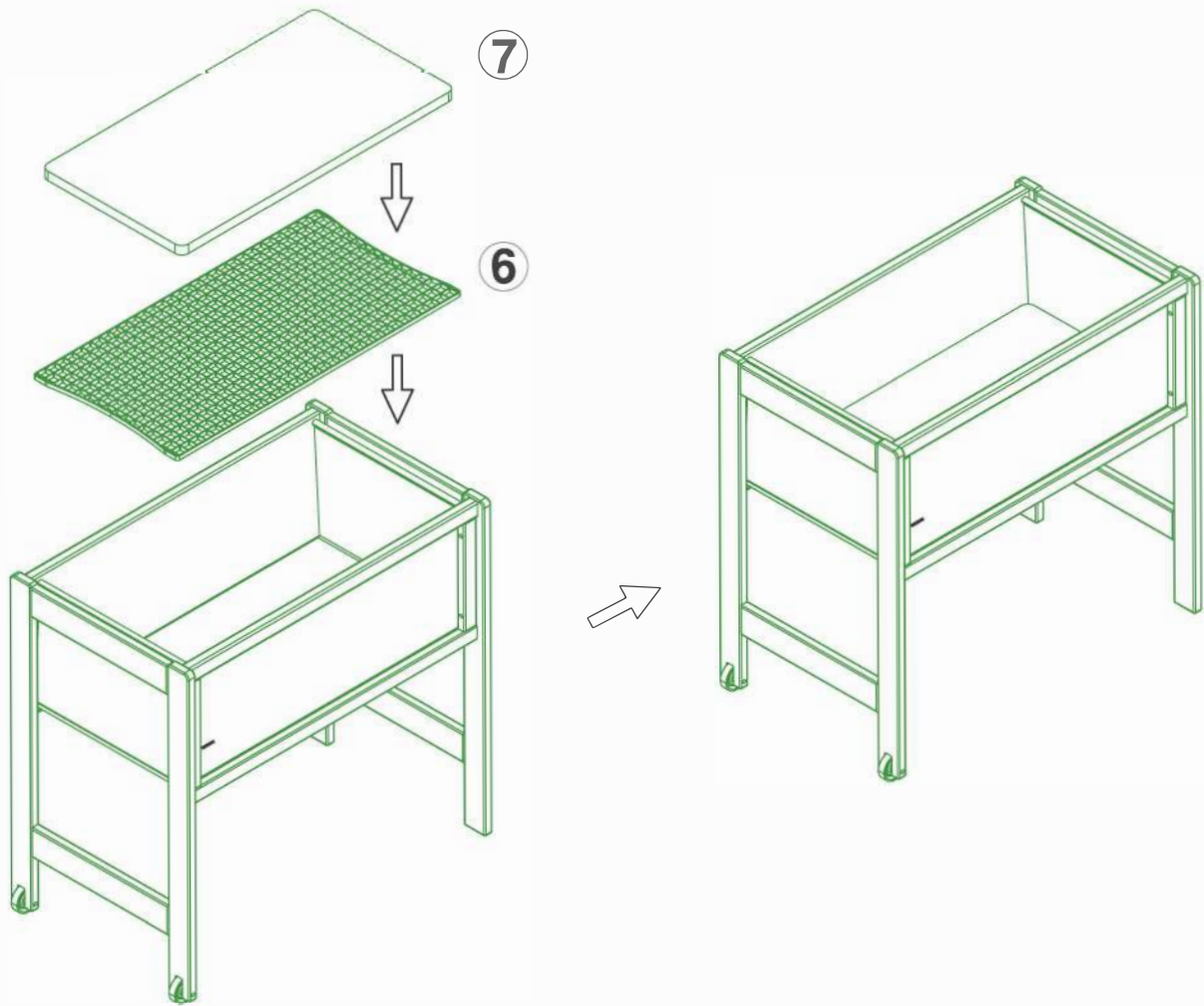
锁紧所有螺丝。

本締めにしてください。

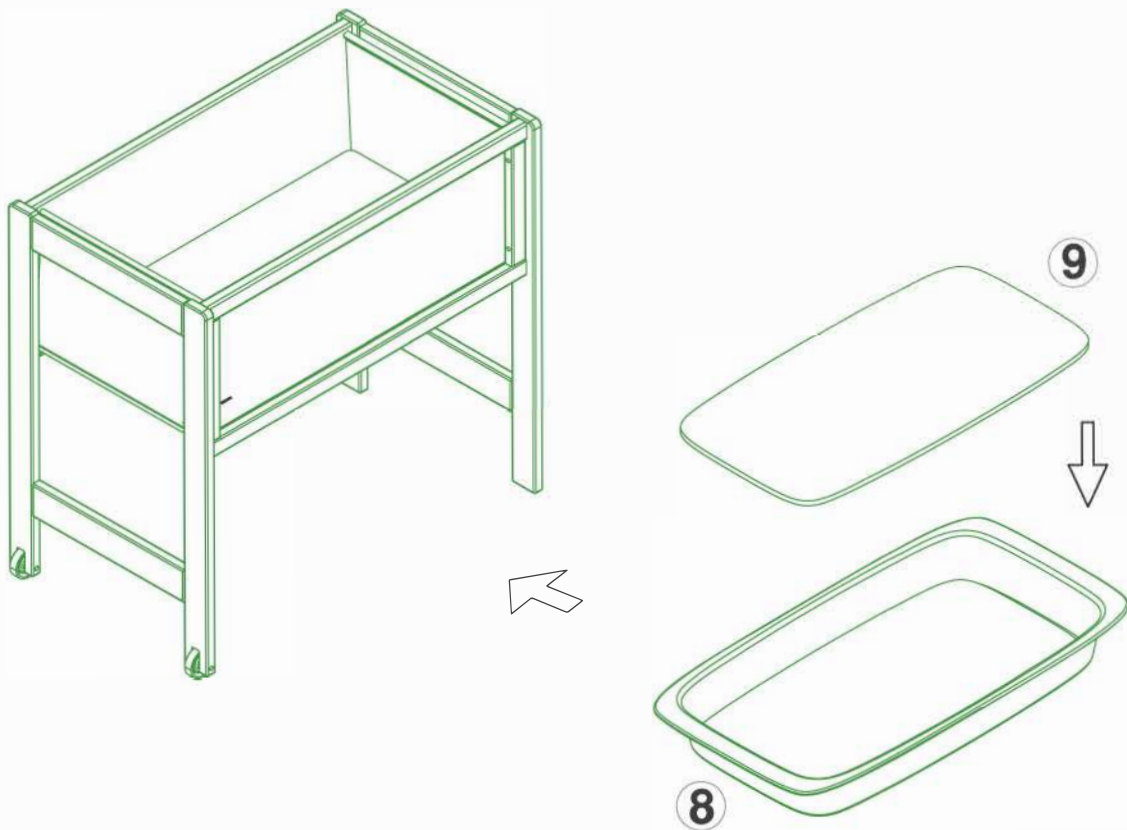


Cx2

5



6

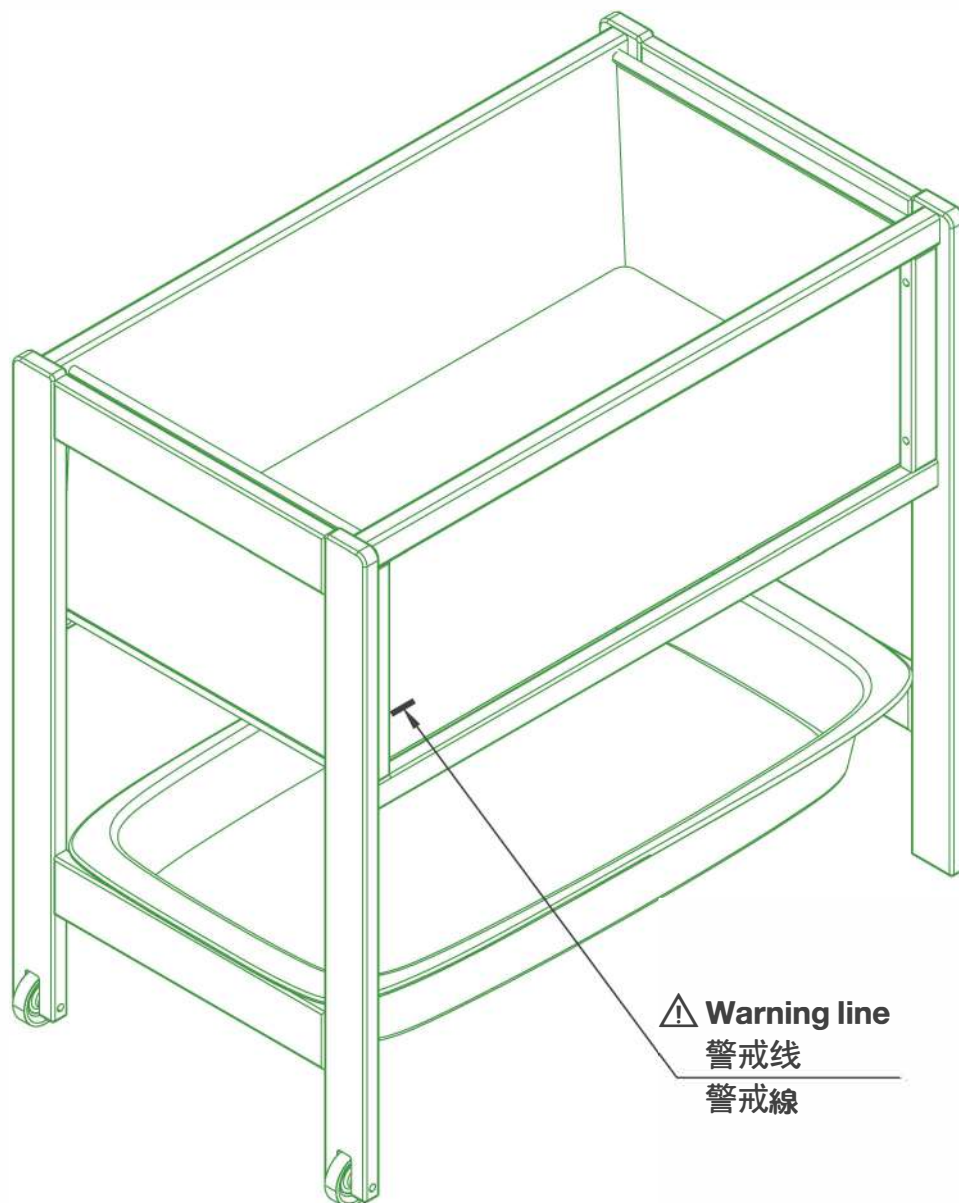


7

Warning: Please ensure the top of the mattress used in this bassinet is lower than the warning line.

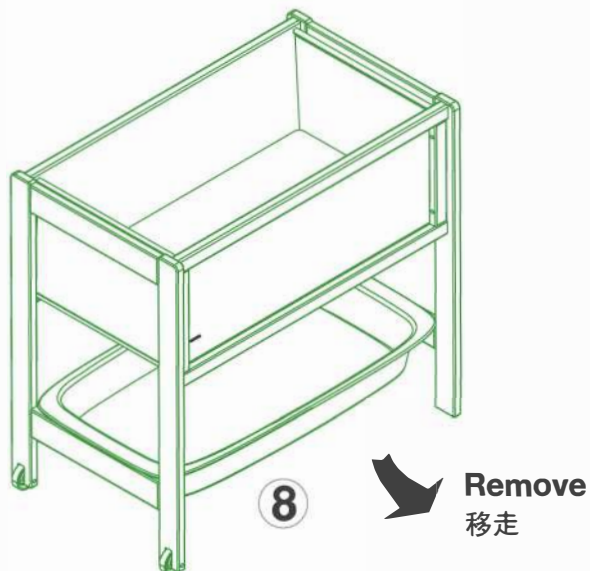
警告: 请确保本睡篮使用的床垫不要超过警戒线。

敷きもの（マットレス）の使用は警戒線を越さないように。

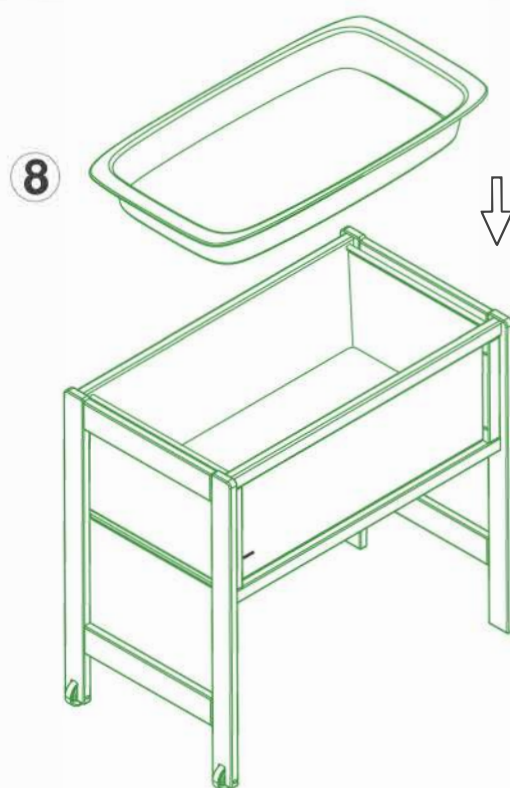


⚠ **Warning line**
警戒线
警戒線

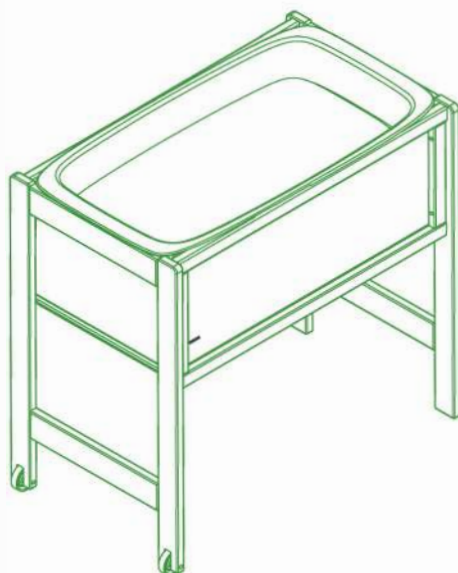
1



2



3



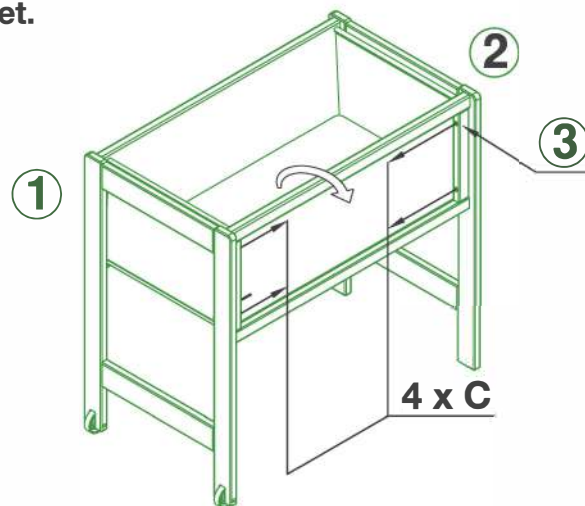
Convert into a shelf / 转换成置物架/ 収納として

1

Lower the sleeping net.

降低睡篮。

ネットを下段に移動。

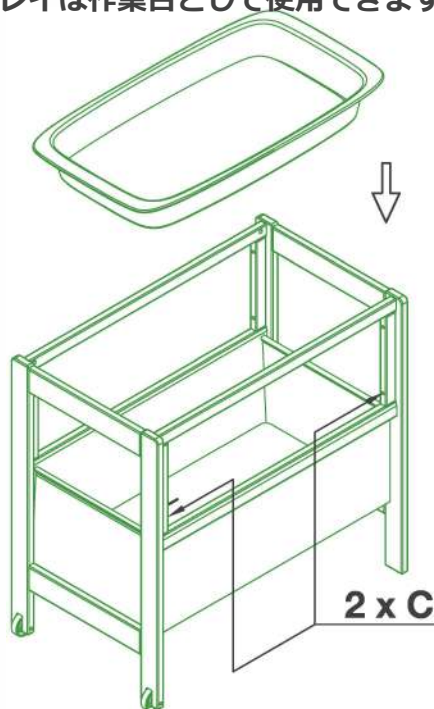


2

When the sleeping net is not in use, you can lower it to the bottom position to act as a shelf.

当此睡篮闲置时，可置于低档位做置物架使用。

ネットは収納になります。トレイは作業台として使用できます。

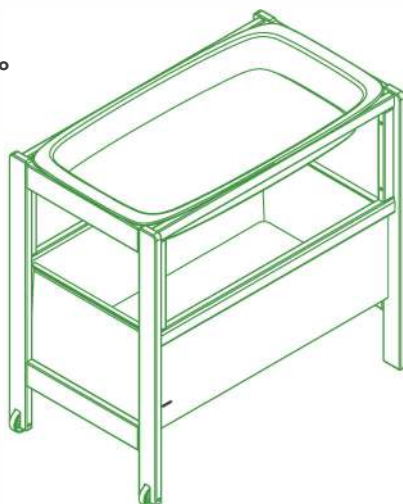


3

Configuration where the sleeping net is on the bottom.

低档位使用状态。

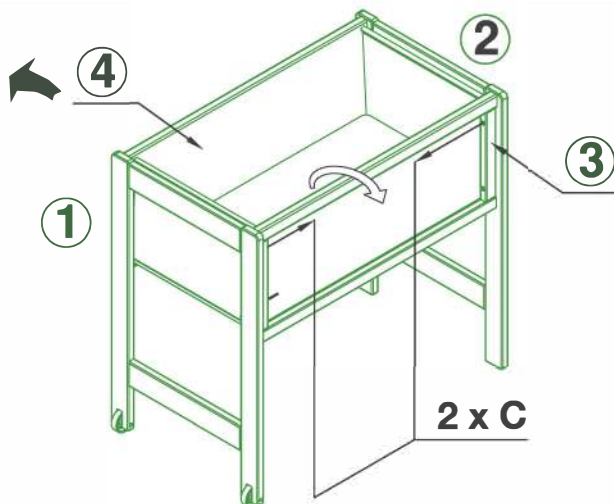
ネットを下段に収納した状態。



Convert into a shelf / 转换成置物架/ 収納として

1

Remove
移走



2

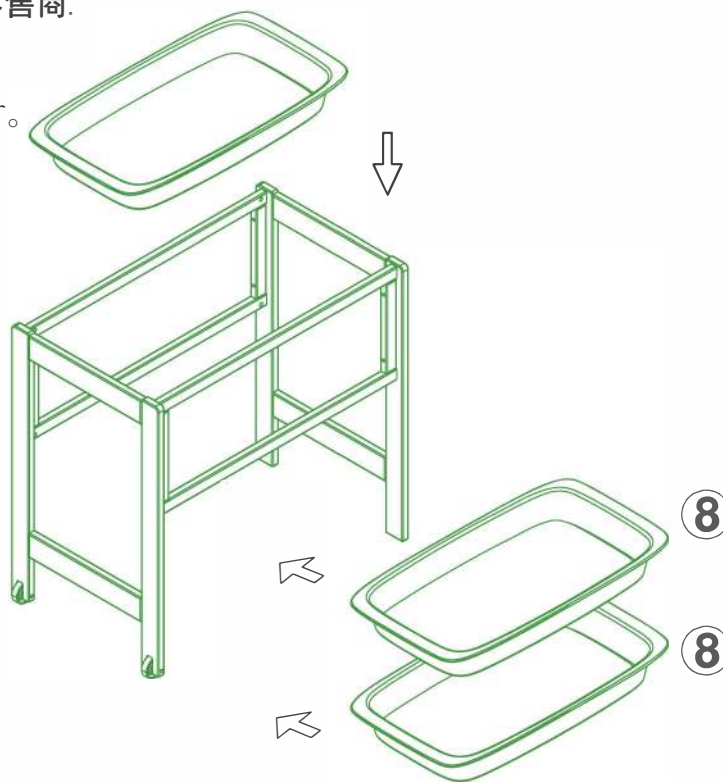
To convert to a shelf, accessory ⑧ must be bought separately.
Follow the instructions below for the conversion.

Please contact your Boori dealer for more information.

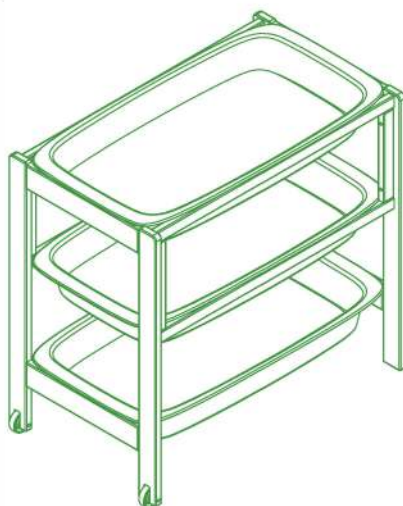
转换成置物架，需另外购买配件 ⑧，按照以下步骤安装后使用。
详情请就近咨询博瑞零售商。

⑧は別売りです。

トレイを3枚付けると
収納シェルフになります。



3



Boori Furniture

NOTE: Use only spare parts approved by the manufacturer

FOR THE UK

(BS EN 1130-1/-2:1996)

IMPORTANT RETAIN FOR FUTURE REFERENCE READ CAREFULLY

- a) the crib/cradle should be placed on a horizontal floor;
- b) young children should not be allowed to play unsupervised in the vicinity of a crib/cradle;
- c) the crib/cradle should be locked in the fixed position when a child is unsupervised in it;
- d) Not to use the crib/cradle if any part is broken. Torn or missing;
- e) "When a child is able to sit, kneel or to pull itself up, the crib/cradle shall not be used anymore for this child."
- f) all assembly fitting should always be tightened properly and that care should be taken that no screws are loose, because a child could trap parts of the body or clothing (e.g., strings, necklaces, ribbons for babies dummies, etc.), which would pose a risk of strangulation;
- g) Not to use the body of a cradle without its frame;
- h) The thickness of the mattress chosen shall be such that the internal vertical height (surface of the top of the mattress to the upper edge of the bed sides) is at least 200 mm in the highest position of the bed base;
- i) Recommended bassinet pad 410mm wide by 800mm long and a maximum thickness of 25mm.
- j) Be aware of the risk of open fires and other sources of strong heat, such as electric bar fires, gas fires, etc. in the near vicinity of the crib/cradle;

FOR THE USA

(ASTM F2194-13 16CFR 1218)

WARNING: Failure to follow these warning and the instructions could result in serious injury or death.

To reduce the risk of SIDS, pediatricians recommend healthy infant be placed on their backs to sleep, unless otherwise advised by physician.

If a sheet is used with the pad, use only the one provide by the bassinet or cradle manufacturer or one specifically designed to fit the dimension of the bassinet or cradle mattress.

Strings can cause strangulation! Do not place items with a string around a child's neck, such as hood strings or pacifier cords. Do not suspend strings over a bassinet or cradle or attach strings to toys.

Please ensure the mattress used in this bassinet lower than the warning line.

Weight of the child for which the product is intended up to a maximum weight of 15 kgs.

Recommended bassinet pad 410mm wide by 800mm long and a maximum thickness of 25mm

FALL HAZARD:

To help prevent falls, do not use this product when the infant begins to push up on hands and knees or has reached weight of 15 kgs, whichever comes first.

SUFFOCATION HAZARD: Infants have suffocated

In gaps between extra padding and side of the bassinet/cradle, and on sofa bedding.

Use Only the pad provided by manufacturer.

NEVER add a pillow, comforter, or another mattress for padding.



Boori Care Instructions

Congratulations and thank you for choosing Boori product(s). The furniture you have purchased is constructed from high quality materials for strength and durability. Here are some tips on how you can preserve its beauty for a long time.

1. Do not expose furniture to strong sunlight, direct heat sources, extreme changes in temperature or moisture.
2. Wipe up spills immediately with a soft, clean cloth.
3. Urine spills on furniture can cause discolouration.
4. Clean furniture by wiping the surface with a soft cloth dampened with water.
5. If necessary clean furniture using a mild soap solution and wipe clean with a soft cloth dampened with water and then dry with soft clean cloth.
6. Do not use strong household cleaners.
7. Always wipe in the direction of the grain in the wood do not wipe in a circular motion.
8. Avoid contact with sharp objects, or containers containing hot liquid.
9. Avoid contact with 'rubber feet' on items such as radios, computers, telephones etc. Use a felt mat (not plastic) to protect furniture surfaces.
10. Do not open more than one drawer at a time.
11. When moving furniture do not drag always lift and place in position.

Boori Warranty

All Boori products (including mattresses) carry a full five (5) year manufacturer's warranty as testimony to the quality and longevity of the range. This warranty excludes general wear & tear and damage caused, by the product not being used in accordance with its instructions or the care instructions.

During this guarantee period Boori will replace or repair any defective part. In the event of a product being replaced, as a whole unit or part thereof during the guarantee period, the guarantee on the replacement will expire five (5) years from the original purchase date.

This guarantee excludes accidental damage, misuse and or improper transporting and handling.

The warranty is void if the original product has been altered in design or colour in anyway.

All warranty claims must be lodged at the place of original purchase and proof of purchase must be provided in order to lodge a warranty claim.



Warranty against defects



For Australia only (updated 01/01/2012)

Boori Australia Pty Ltd

18-20 Charles Street, St.Marys Sydney Nsw 2760 Australia
PH:(61 2) 9833 3769 FAX:(61 2) 9673 4240
ABN: 43 160 962 354

Boori Care Instructions

Congratulations and thank you for choosing Boori product(s). The furniture you have purchased is constructed from high quality materials for strength and durability. Here are some tips on how you can preserve its beauty for a long time.

1. Do not expose furniture to strong sunlight, direct heat sources, extreme changes in temperature or moisture.
2. Wipe up spills immediately with a soft, clean cloth.
3. Urine spills on furniture can cause discolouration.
4. Clean furniture by wiping the surface with a soft cloth dampened with water.
5. If necessary clean furniture using a mild soap solution and wipe clean with a soft cloth dampened with water and then dry with soft clean cloth.
6. Do not use strong household cleaners.
7. Always wipe in the direction of the grain in the wood do not wipe in a circular motion.
8. Avoid contact with sharp objects, or containers containing hot liquid.
9. Avoid contact with 'rubber feet' on items such as radios, computers, telephones etc. Use a felt mat (not plastic) to protect furniture surfaces.
10. Do not open more than one drawer at a time.
11. When moving furniture do not drag, always lift and place in position.

Boori Warranty (“this Warranty”)

All Boori Collection products (“Boori Products”) (including mattresses) carry a full five (5) year manufacturer’s warranty (“Warranty Period”) to the end-purchaser (“the Customer”) as testimony to the quality and longevity of the range. This warranty excludes general wear & tear and damage caused, by the Boori Product not being used in accordance with its instructions or the care instructions. During this Warranty Period Boori Australia Pty Ltd (ABN 43 160 962 354) (“Boori”) will replace or repair any defective part. In the event of a Boori Product being replaced, as a whole unit or part thereof during the Warranty Period, the warranty on the replacement will expire five (5) years from the original purchase date.

This guarantee excludes accidental damage, misuse and or improper transporting and handling.

The warranty is void if the original Boori Product has been altered in design or colour in anyway.

All warranty claims must be lodged:

- 1. at the place of original purchase as set out on your receipt for purchase of the Boori Products or you may contact Boori on 9833 3769 to obtain further details;and**
- 2. together with a proof of purchase.**

Where the Customer makes a claim pursuant to this Warranty, all expenses incurred in sending the Boori Products to Boori are the Customer's responsibility.

Boori's liability in respect of a breach of a consumer guarantee or any warranty made under this Warranty for any Boori Products not of a kind ordinarily acquired for personal, domestic or household use is limited, in relation to the Boori Products to the extent permissible by law and at it's option to:

1. replacing the Boori Products or the supply of equivalent Boori Products;
2. the repair of the Boori Products;
3. the payment of the cost of replacing the Boori Products or of acquiring equivalent goods; or
4. the payment of the cost of having the Boori Products repaired.

To the extent permitted by law, all other warranties whether implied or otherwise, not set out in this Warranty are excluded and Boori is not liable in contract, tort (including, without limitation, negligence or breach of statutory duty) or otherwise to compensate the Customer for:

1. any increased costs or expenses;
2. any loss of profit, revenue, business, contracts or anticipated savings;
3. any loss or expense resulting from a claim by a third party; or
4. any special, indirect or consequential loss or damage of any nature whatsoever caused by the Customer's failure in complying with its obligations.

Limitations on Warranty Disclaimers

In the following paragraph, 'Our' means 'Boori', 'You' means 'the Customer' and 'goods' means 'Boori Products':

Our goods come with guarantees that cannot be excluded under the Australian Consumer Law. You are entitled to a replacement or refund for a major failure and for compensation for any other reasonably foreseeable loss or damage. You are also entitled to have the goods repaired or replaced if the goods fail to be of acceptable quality and the failure does not amount to a major failure.

The benefits given to the Customer in this Warranty are in addition to other rights and remedies under a law in relation to the Boori Products to which this warranty applies.

一、产品检验标准

产品甲醛释放量：合格

执行标准：GB 30004-2013 GB 18584-2001 BS EN 1130-1997 ASTM F 2194-2013

二、信心质保

(一) 我们对所有Boori产品提供长达五年的质保，为Urbane by Boori产品提供两年质保。

(二) 三包服务范围：

1. 包修：凡属产品本身质量问题的一律免费维修或者提供补件。因顾客自行运输、安装及使用维护不当造成的问题，本公司负责收费维修或补件。
2. 包换：一年内，同一缺陷经两次修理未能达到质量标准的包换，更换后的产品保修期从更换之日起重新计算。
3. 包退：在包修期限内，同一缺陷经两次修理、调换后仍无法达到质量标准的，在约定期限内不能调换的，经检验为不合格的。

(三) 本质保不包括产品正常使用损耗、不按照使用说明书使用而造成的产品损伤破坏，不包括由于运输、安装、使用过程不当造成的意外损坏。如果产品被顾客改装或是故意损坏，也不在保修范围之列。三包”范围属下列情况之一者，不实行“三包”服务，可酌情收费修理。

1. 消费者因使用、维护、保管不当造成损坏的；
2. 自行拆动造成损坏的；
3. 无“三包”凭证及有效发票的，又不能证明其所购产品在“三包”有效期内；
4. “三包”凭证号与修理产品型号不符合或者涂改的；
5. 超过“三包”期限的。

(四) 运费说明：

1. 因产品质量问题产生的来回运费由我公司承担。
2. 因顾客因素造成的补件和返厂维修及退货等，来回运费由顾客承担。
3. 由于顾客自己找物流公司，很容易碰到乱要价，价格虚高的问题，我公司已与合作物流达成战略合作。如需寄回，请联系客服。

三、常见问题

(一) 请问Boori是全球知名婴童用品品牌吗？

Boori，是澳洲专业婴童家具品牌，始于1993年。二十多年来，Boori以其品质享誉世界多个国家，产品受到多家高端商厦信赖，如欧洲Harrods商厦、澳洲David Jones百货、英国John Lewis连锁百货等。

(二) Boori婴童家具符合安全标准吗？

Boori所有的婴童床标准均高于澳洲和新西兰AS/NZS: 2172/2010安全标准。更有不同的产品，根据不同市场需求，通过美国、欧洲、日本等国家安全标准。

(三) Boori婴童家具环保健康吗？

Boori婴童家具精选优质木材，木材均通过FSC权威认证，安全环保可持续，天然健康无农药。

Boori更是通过美国权威UL绿色环保金奖认证的婴童家具企业，可安心用于孩子们。

收到产品后，可先将产品放到阴凉通风处静置几日即可放心使用，可消除因严密包装产生的味道。

(四) 为什么要选用尺寸适宜的Boori配套床垫？

床垫的材质和尺寸对婴童睡眠来讲非常重要，Boori床垫专为Boori婴童床研制，运用天然及高科技材料，科学搭配，健康护脊，尺寸专为Boori婴童床研制，为宝宝的成长提供最安全舒适的睡眠环境。

(五) 如何购买Boori单独配件？

如果您需要购买单独配件，请联系客服。

(六) 如何买到合适的配套床品？

可咨询客服，客服会根据您购买的婴童床，提供床品尺寸的建议与更多帮助。

四、安装指导及注意事项

- (一) 本睡篮床适用于年龄0-6个月，体重0-15公斤的新生婴儿使用；
- (二) 警告：当婴儿能坐起、跪起或爬起时，不要再使用此睡篮；
- (三) 警告：当婴儿置于睡篮中时，不要让婴儿处于无人照看状态；
- (四) 警告：当无人照看时，睡篮应锁在固定的位置；
- (五) 警告：只有当折叠系统的锁定机械装置被齿合时睡篮才能使用；
- (六) 警告：如有任何零件破裂、损坏或损失，则不要使用此睡篮。
- (七) 警告：没有支架时不要使用此睡篮。
- (八) 要把产品放在水平地面上使用。
- (九) 组装件要经常核查正确地上紧，并且要注意没有松脱的螺丝，因为可能会钩挂住婴儿的衣；服或者身体部位，造成窒息的危险；
- (十) 请勿遗留任何可能给孩子提供立足点、缠绕点的东西或不透气覆盖物在婴童床内，因为这些东西可能导致婴儿勒死，也有可能导致婴儿闷死；
- (十一) 所选的底铺垫厚度应可确保当底铺面在最高位置时，摇篮的内部垂直高度至少200mm；
- (十二) 警告：在睡篮附近，要避免明火和其他强热源，如电火花、气体火焰等；

五、家具保养

为了使您的Boori婴童房保持最佳状态，我们对Boori家具的日常保养提供如下建议：

- 1. 避免强光直射，远离热源。
- 2. 用柔软洁净布料直接擦拭灰尘。
- 3. 如有需要，请用柔软洁净的湿布蘸取中性清洁剂擦拭油污，并立马擦干。
- 4. 请顺纹理擦拭，避免打圈移动。
- 5. 避免使用家庭强力去污剂。
- 6. 避免接触尖锐物体、热液体。
- 7. 避免将橡胶底座的物品放置到家具上，比如收音机、电脑或是电话。
- 8. 表面使用毡布覆盖保护(勿用塑料材质)。
- 9. 避免同时抽出两个及以上抽屉。
- 10. 移动家具时一定要抬离地面并平放至水平位置，避免拖拽。
- 11. 避免暴露在极端变化的温度与湿度下，这会损坏木制品，不要将家具放在空调出风口、壁炉、散热器、空间加热器或除湿器附近，避免近火或强热源。
- 12. 避免家具受到阳光直射，紫外线会使产品褪色，在一些情况下还会使颜色变暗，会使表面植物油产生龟裂或毛细裂纹。白色会慢慢自然变暗，是由于木材会因外界环境变化而产生一些颜色改变，从而导致家具表面植物油颜色随之改变，但这不属于质量缺陷，是实木家具所具有的一种特性。



售后服务及产品使用保养手册

我们对Boori床垫的日常保养提供如下建议：

1. 定期改变受力点。床垫建议在前三个月内每个星期，左右反转一次，之后每2-3个月左右反转一次，这样可以确保床垫更加耐用。
2. 保持清洁。可使用吸尘机除去灰尘及尘螨，如果床垫上任何污迹或液体，可用少量冷水混入温和去污剂清理并迅速用吸水纸吸干，切勿把床垫浸在水中或其他液体里，特别是有椰棕填充的床垫。
3. 请避免使用酸碱化学物品清洁床垫，酸碱化学物品不仅会损坏床垫，更会影响婴童身体健康。
4. 保护好床垫，最佳方法是加一张保洁垫，因保洁垫比较容易取下，能通风透气去除异味，使床垫更卫生、更加耐用。
5. 使用棕垫时定期2-3个月将棕垫晾晒，保持干爽，延长使用年限。
6. 使用时去掉塑料包装袋，以保持环境通风干爽，避免床垫受潮。

六、退换货流程

如需退换货，请您按照以下流程操作。工作日客服会在12小时内进行处理，非工作日客服会在恢复工作日后12小时内处理。

1. 请保证货品及包装完好，不影响二次销售。
2. 请第一时间联系客服，如有质量问题，请及时拍照传给客服。
3. 与客服联系并协商一致后，请用一张小纸条写上您的退换货原因、退货商品型号、退货商品有无存在质量问题、您的收货地址和联系方式，将纸条放在包装内，将货物寄回。

七、联系方式

售后服务联系电话：400 865 1128。

退换货地址：浙江省嘉兴市南湖区七星街道经济产业园二期内浙江博瑞家具有限公司，Boori仓库收，0573-8388 5718。